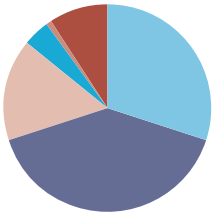
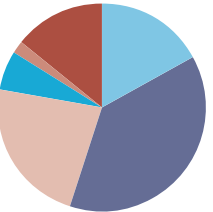
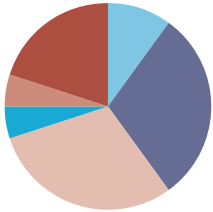
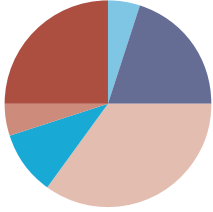
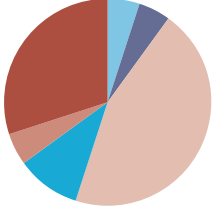


# Sample Portfolio Models

## Identifying an allocation strategy for your Defined Contribution Plan or Combined Plan

Asset mix is a critical factor in determining investment results. The chart below illustrates five potential portfolios Wilshire Associates has identified that spread holdings across six general asset classes. Now that you have identified your investment style, you can match it with an investment portfolio that

best fits your needs (based on your responses to the questionnaire). This can serve as a guide as you pursue your own allocation strategy. If any of the asset classes are unfamiliar to you, refer to the Glossary on Pages 23–24.

Investment Style	Asset Classes (allocation)
<b>CONSERVATIVE</b>	 <ul style="list-style-type: none"> <li>■ Cash <b>30%</b></li> <li>■ Bonds <b>40%</b></li> <li>■ Large-cap stocks <b>16%</b></li> <li>■ Mid-cap stocks <b>4%</b></li> <li>■ Small-cap stocks <b>1%</b></li> <li>■ International stocks <b>9%</b></li> </ul>
<b>MODERATELY CONSERVATIVE</b>	 <ul style="list-style-type: none"> <li>■ Cash <b>17%</b></li> <li>■ Bonds <b>38%</b></li> <li>■ Large-cap stocks <b>23%</b></li> <li>■ Mid-cap stocks <b>6%</b></li> <li>■ Small-cap stocks <b>2%</b></li> <li>■ International stocks <b>14%</b></li> </ul>
<b>MODERATE</b>	 <ul style="list-style-type: none"> <li>■ Cash <b>12%</b></li> <li>■ Bonds <b>28%</b></li> <li>■ Large-cap stocks <b>30%</b></li> <li>■ Mid-cap stocks <b>7%</b></li> <li>■ Small-cap stocks <b>4%</b></li> <li>■ International stocks <b>19%</b></li> </ul>
<b>MODERATELY AGGRESSIVE</b>	 <ul style="list-style-type: none"> <li>■ Cash <b>7%</b></li> <li>■ Bonds <b>18%</b></li> <li>■ Large-cap stocks <b>37%</b></li> <li>■ Mid-cap stocks <b>9%</b></li> <li>■ Small-cap stocks <b>5%</b></li> <li>■ International stocks <b>24%</b></li> </ul>
<b>AGGRESSIVE</b>	 <ul style="list-style-type: none"> <li>■ Cash <b>3%</b></li> <li>■ Bonds <b>7%</b></li> <li>■ Large-cap stocks <b>44%</b></li> <li>■ Mid-cap stocks <b>11%</b></li> <li>■ Small-cap stocks <b>5%</b></li> <li>■ International stocks <b>30%</b></li> </ul>

